





Elm Street Elementary School

 46 Elm St, Newnan, GA 30263

 (770)254-2865

 Grades: K-5

 Enrollment: 514 students

Performance Snapshot

- Elm Street Elementary School's **overall performance is higher than 64% of schools in the state** and is similar to its district.
- Its students' **academic growth is higher than 65% of schools in the state** and similar to its district.
- **56.0% of its 3rd grade students are reading at or above the grade level target.**

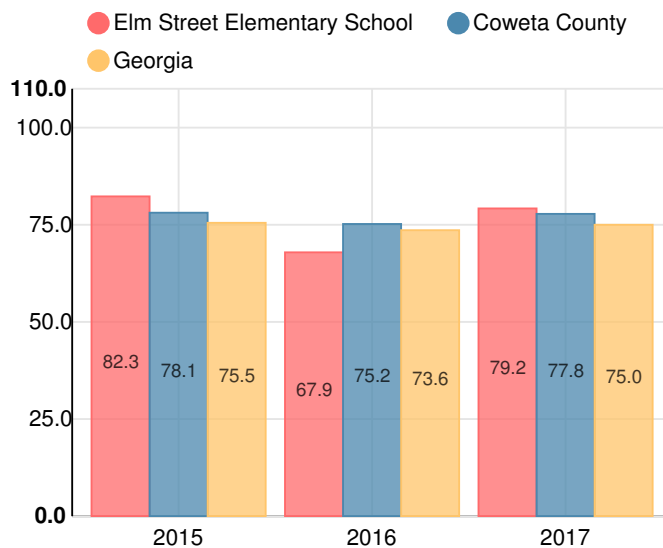
School Wide

C
79.2

| Year | Elm Street Elementary School |
|------|------------------------------|
| 2017 | C |
| 2016 | D |
| 2015 | B |
| 2014 | B |
| 2013 | A |

| Grade conversion | |
|------------------|-----------|
| A | 90 - 100 |
| B | 80 - 89.9 |
| C | 70 - 79.9 |
| D | 60 - 69.9 |
| F | 0 - 59.9 |

CCRPI Single Score



Student Mobility Rate

17.8%

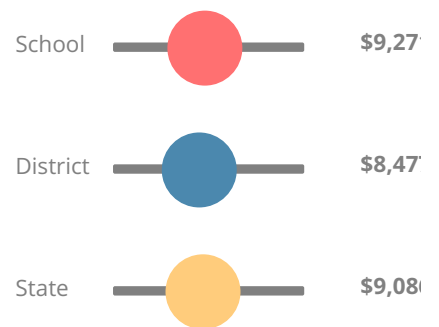
School Climate Star Rating



Financial Efficiency Star Rating

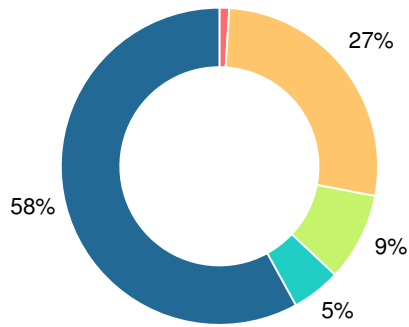


Per Pupil Expenditures



Race/Ethnicity

- Asian/Pacific Islander
- American Indian/Alaskan
- Black
- Hispanic
- Multi-racial
- White



Free/Reduced-Price Lunch (FRL)

- FRL
- Not FRL



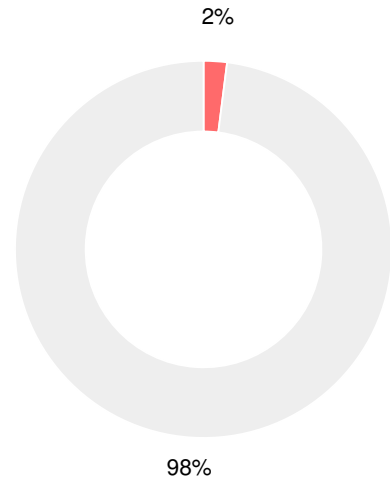
Students with Disability (SWD)

- SWD
- Not SWD



English Language Learners (ELL)

- ELL
- Not ELL



Elementary

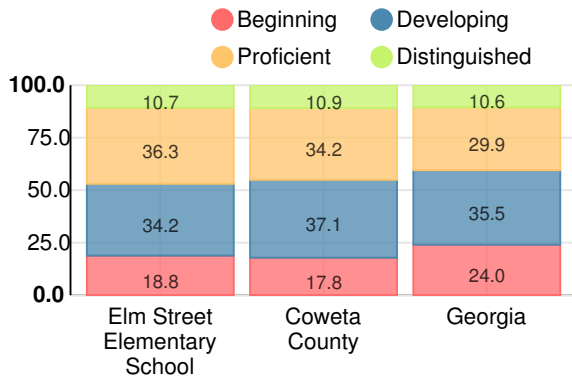
CCRPI Score

Elm Street Elementary School

| Indicator | 2017 |
|--------------------|-------------|
| Achievement | 33.5 |
| Progress | 35.8 |
| Gap | 6.7 |
| Challenge | 3.2 |
| CCRPI Score | 79.2 |

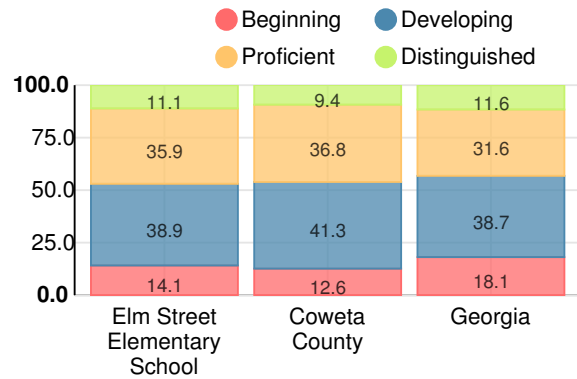
English

Percent of students scoring in each performance level on 2017 Georgia Milestones for elementary grades



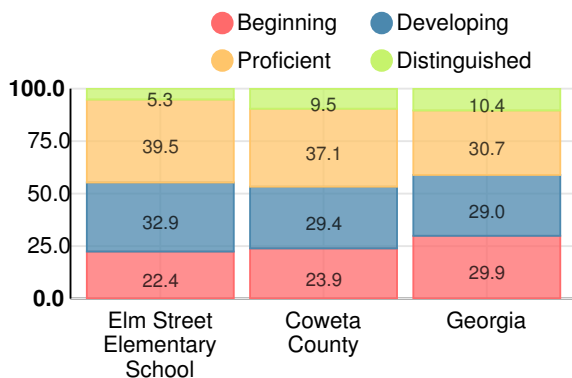
Mathematics

Percent of students scoring in each performance level on 2017 Georgia Milestones for elementary grades



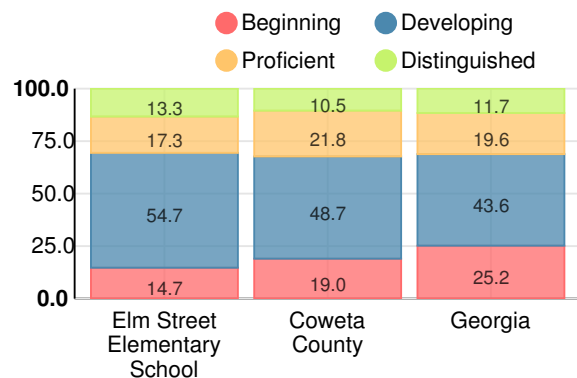
Science

Percent of students scoring in each performance level on 2017 Georgia Milestones for elementary grades



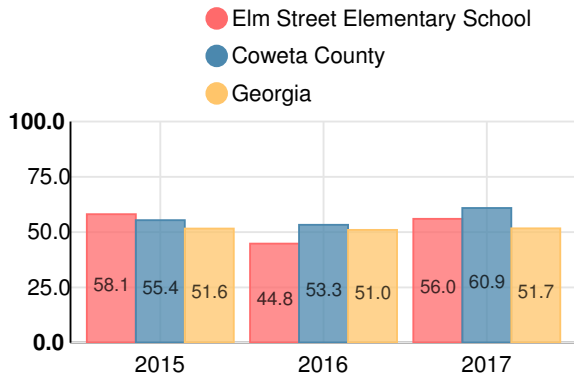
Social Studies

Percent of students scoring in each performance level on 2017 Georgia Milestones for elementary grades



Reading at or above the Grade Level Target (3rd Grade)

Percent of students in grade 3 achieving Lexile measure equal to or greater than 650



Reading at or above the Grade Level Target (5th Grade)

Percent of students in grade 5 achieving Lexile measure equal to or greater than 850

